

VTNZ - DRIVER TESTING

Rachael Jobson
Operations Support Manager
Vehicle Testing New Zealand Ltd



Huge reduction in wait times for practical driving tests

Wait times had significantly increased during the Covid-19 pandemic due to the restrictions that were in place. This impacted demand significantly across the country.

VTNZ has announced this week to the media that there has been a significant drop in wait time for practical driving tests.

We improved:

- Increasing the number of Driver Testing Officers
- New testing locations in 2022 in Takanini, ABC Manukau, Cambridge, Matamata, Upper Hutt
- Increasing testing times during the day and on Saturday in areas where demand is
- Working with community providers to improve accessibility for members wanting to get their driver licence

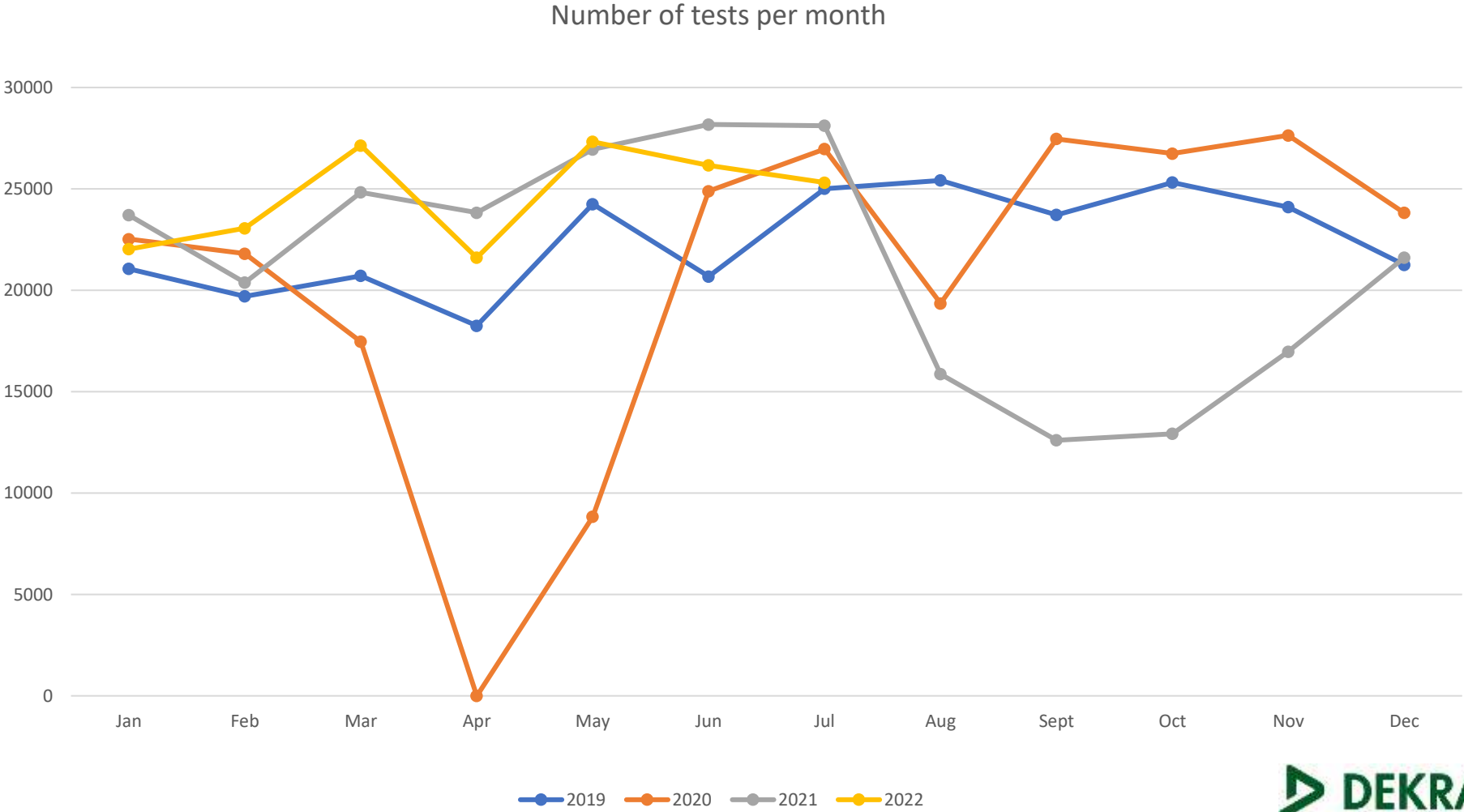
Average Wait Times for Class 1 Full and Restricted Tests by Region

Current as at August 20th 2022

Region	Full Test Average Wait Time	Restricted Test Average Wait Time
Northland	20 days	32 days
Auckland Northwest	31 days	36 days
Auckland Central South	5 days	12 days
Waikato	25 days	27 days
Bay of Plenty	9 days	10 days
Wellington	7 days	10 days
Canterbury	1 day	1 day
Otago Southland	6 days	7 days
National Average	11 days	16 days

Test Volume Comparison over the past 3 years

Test Volume Comparison average pm for past 3 years	
22k	2019
20k	2020
21k	2021
25k current	2022



Current Pass Rate -2022

1R & 1F tests conducted on tablet

Tablet Test Count

171,620


CLASS 1F

Tablet Test Count	82,179
Pass Rate	67%

CLASS 1R

Tablet Test Count	89,441
Pass Rate	54%

Test Summary

Test Type 	Pass	Fail	Incomplete	Stopped	P Fail Pretest	V Fail Pretest	No Show	Total	Pass Rate
Totals	109,886	7,117	115	61,765	1,269	4,117	12,333	196,602	61%
CLASS 1 ORST	802	105	1	180	34	25	126	1,273	74%
CLASS 1F	58,799	3,260	40	24,896	498	2,012	4,612	94,117	68%
CLASS 1R	47,847	3,658	70	36,546	710	2,019	7,398	98,248	54%
CLASS 2F	569	43	0	36	0	24	36	708	88%
CLASS 3F	4	0	0	0	0	0	0	4	100%
CLASS 4F	427	10	0	29	3	8	32	509	92%
CLASS 5F	162	9	0	6	0	8	14	199	92%
CLASS 6 ORST	2	1	0	0	0	0	0	3	67%
CLASS 6F	691	13	1	42	9	12	52	820	93%
CLASS 6R	583	18	3	30	15	9	63	721	92%

The five most common unsafe driving behaviours identified on driving tests are...

- Failing to stop at a stop sign
- Fails to give way to traffic
- Travelling 10 kilometres per hour over the speed limit
- No head check or mirror check when required
- Not indicating when pulling away from the kerb

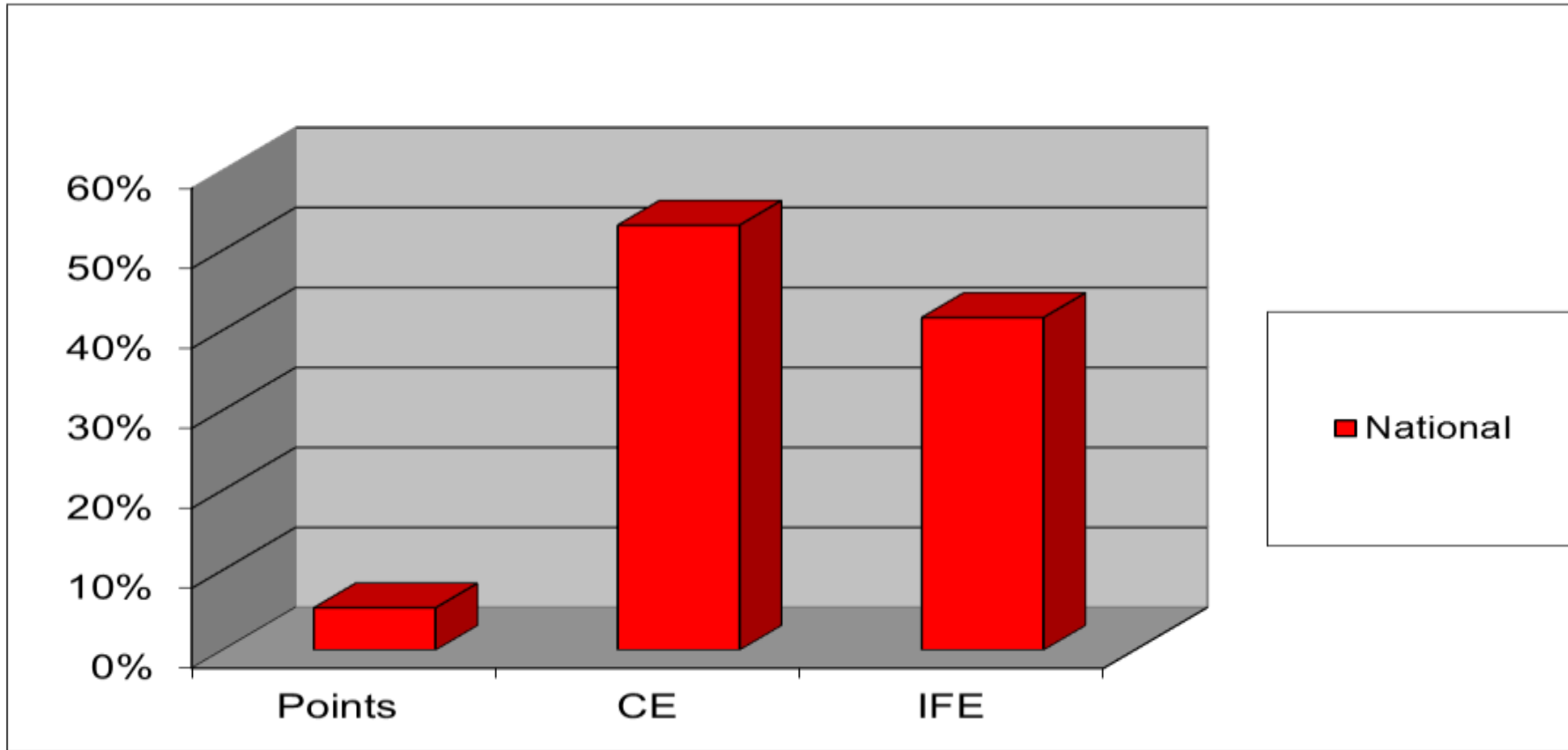
Other common error's

Vehicle Fault / Person Fault

Late / Non Appearance

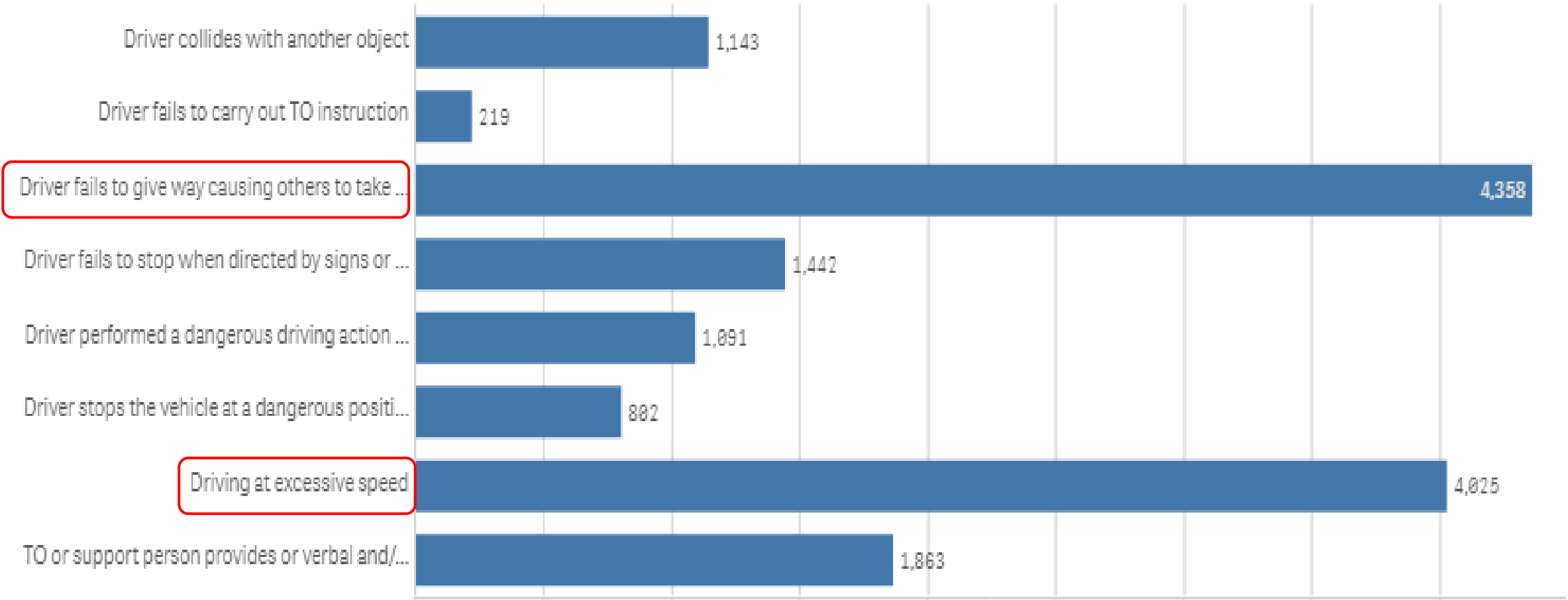
Reasons for Fail

Restricted Licence Test - typical data



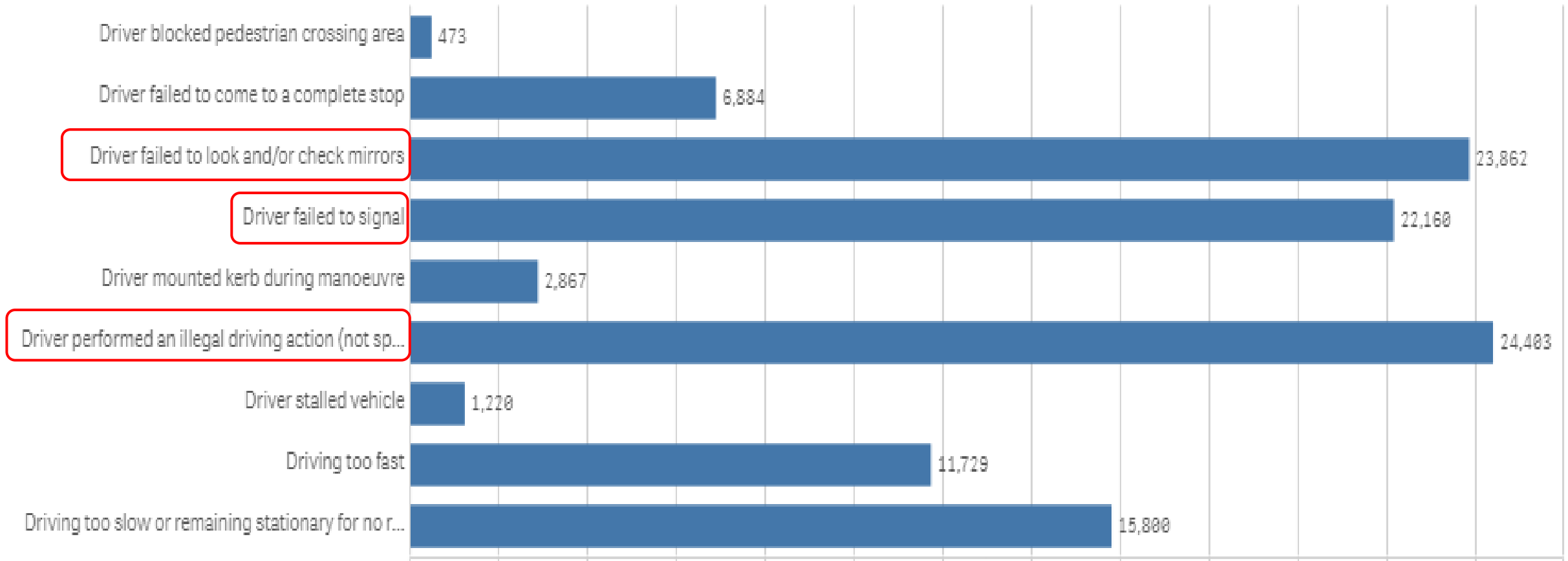
Immediate Failure Errors: 1R - 2022

Immediate Fail Error Count



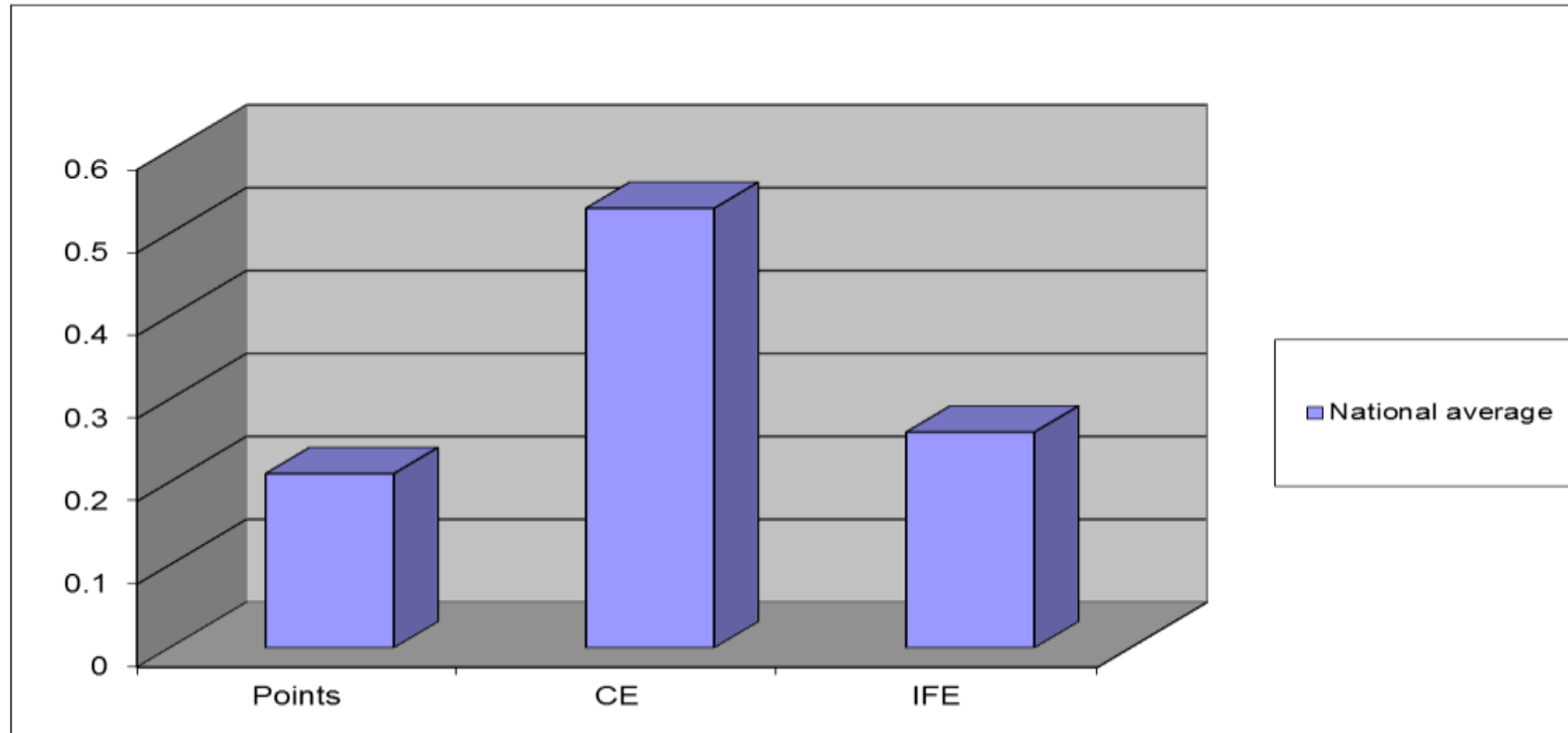
Critical Errors: 1R - 2022

Critical Error Count



Reasons for Fail FLT

Full Licence Test - typical data



Not all applicant's go thru a driver education programme we acknowledge that in this forum

"A practical test is used to identify unsafe driving behaviors you might be unaware of so you can improve on these before moving on to the next stage of your license."

"Sitting a test can be a stressful and uncomfortable experience. Know that it is ok if you don't pass the first time around, approximately one third of tests are unsuccessful."

"If you are not successful, please realise this an opportunity for you to learn how you can improve your road safety."

Education is the best way to improve your chances of passing a test is in your preparation:

- NZTA recommend completing 120 hours of driving practice before sitting the restricted test
- Beyond on the road code there are other excellent resources that can help you prepare for a test.
- Check out www.drive.govt.nz for a range of reading and video materials resources specifically designed to help you pass a driving test
- Drive Programme
- Pathways Awarua
- If possible, get professional driving instruction.